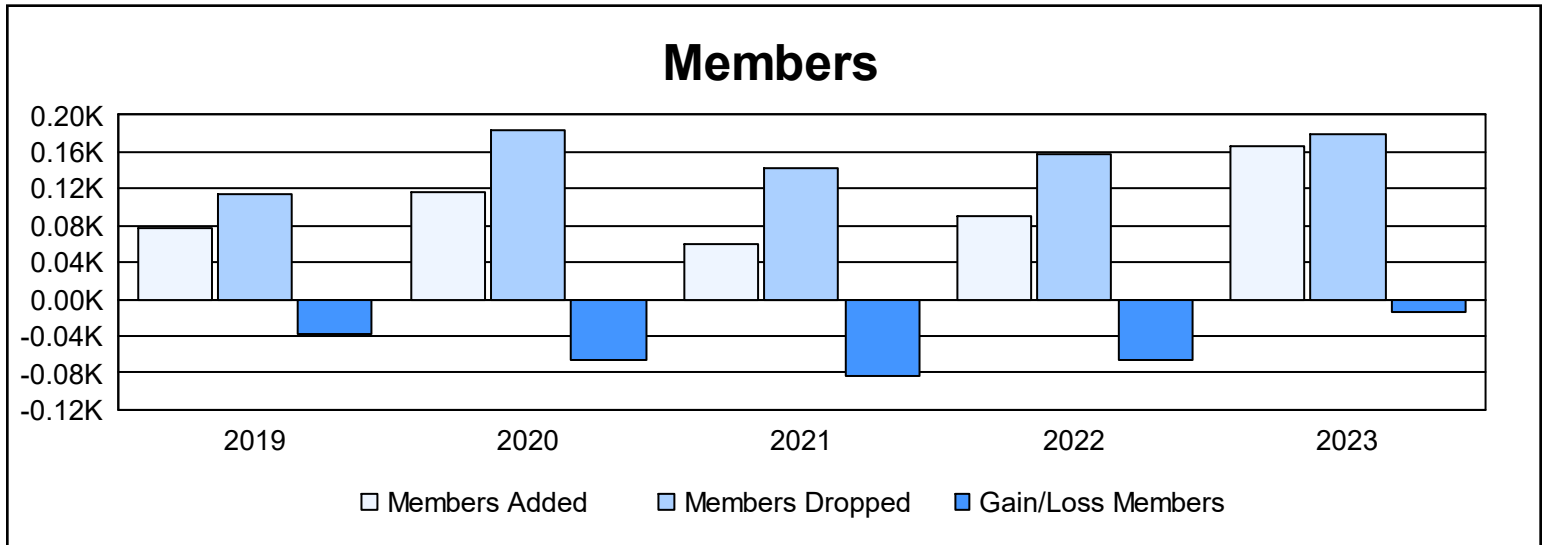
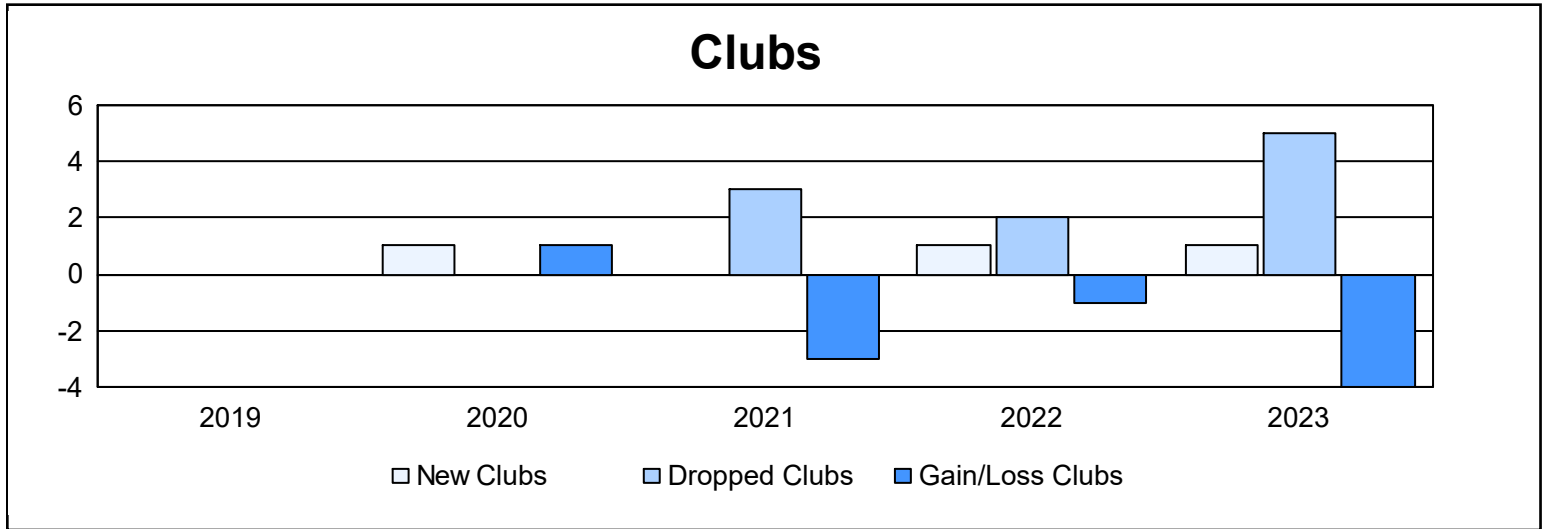
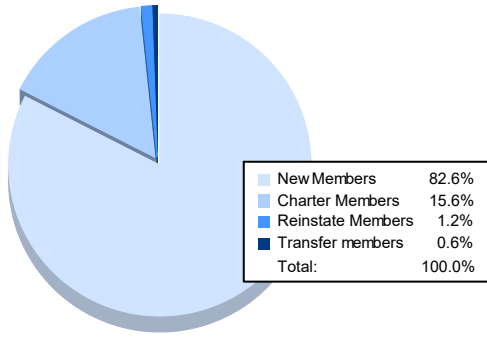


| Year | New Clubs | Dropped Clubs | Gain/ Loss Clubs | New Members | Charter Members | Reinstate Members | Transfer Members | Total Member Added | Total Members Dropped | Gain/ Loss Members |
|----------------|-----------|---------------|------------------|-------------|-----------------|-------------------|------------------|--------------------|-----------------------|--------------------|
| 2018-2019 | 0 | 0 | 0 | 70 | 0 | 4 | 3 | 77 | 115 | -38 |
| 2019-2020 | 1 | 0 | 1 | 61 | 26 | 26 | 4 | 117 | 183 | -66 |
| 2020-2021 | 0 | 3 | -3 | 39 | 0 | 18 | 2 | 59 | 142 | -83 |
| 2021-2022 | 1 | 2 | -1 | 65 | 20 | 3 | 2 | 90 | 157 | -67 |
| 2022-2023 | 1 | 5 | -4 | 138 | 26 | 2 | 1 | 167 | 180 | -13 |
| Average | 1 | 2 | -1 | 75 | 14 | 11 | 2 | 102 | 155 | -53 |



Membership Composition June 2023 Cumulative



Gender Composition June 2023 Cumulative

